

# Contents



*About the Author*

*Foreword*

*Foreword to the First Edition*

*Preface*

*Acknowledgments*

## **Section 1: Anatomy**

*Musculature of the Face Anterior-Posterior*

*Musculature of the Face Oblique*

*Superficial and Deep Musculature of the Face*

*Wrinkles and Folds of the Face Anterior-Posterior*

*Wrinkles and Folds of the Face Oblique*

*Facial Landmarks*

*Functional Anatomy*

*Muscles of Facial Expression*

*Quick Guide to Botulinum Toxin Dosing for Upper and Mid Face*

*Quick Guide to Botulinum Toxin Dosing for Lower Face and Neck*

## Section 2: Introduction and Foundation Concepts

Facial Aging

Anatomy

Functional Anatomy

Mechanism of Action

Botulinum Toxin Products

Dosing Ratios

Botulinum Toxin Units

Onset and Duration of Action

Standard versus High-Dose Botulinum Toxin

Patient Selection

Glogau Classification of Photoaging

Aesthetic Consultation

Patient Intake

Procedure Terminology

Treatment Plans and Timing

Informed Consent Process

Photodocumentation

Beauty Norms

Treatment Goals

Achieving a Natural Look

Considerations for Specific Populations

Millennials

Asian Considerations

Darker Skin Type Considerations

Gender Considerations

Advantages of Botulinum Toxin Treatments

Disadvantages of Botulinum Toxin Treatments

Indications

Contraindications

Basic, Intermediate, and Advanced Treatment Areas

Equipment for Botulinum Toxin Reconstitution

Equipment for Botulinum Toxin Treatment

Reconstitution Concentrations

Reconstitution Method

Conversion Tables for Injection Volumes

Diffusion

Handling and Storage

Preprocedure Checklist

Procedure

Anesthesia

Botulinum Toxin Treatment Doses

General Injection Techniques

Aftercare

Results and Follow-Up

Learning the Techniques

Complications and Management

Treatment of Multiple Muscles

Other Common Applications

Microtox

Depression

Scars

Headache

Current Developments and New Products

[www.abadisteb.pub](http://www.abadisteb.pub)

*Combination Therapies*  
*Reimbursement and Financial Considerations*  
*Putting It All Together*

### **Section 3: Treatment Areas**

- 1 *Frown Lines*
- 2 *Horizontal Forehead Lines*
- 3 *Crow's Feet*
- 4 *Lower Eyelid Wrinkles*
- 5 *Eyebrow Lift*
- 6 *Bunny Lines*
- 7 *Lip Lines and Lip Flip*
- 8 *Gummy Smile*
- 9 *Marionette Lines*
- 10 *Chin*
- 11 *Masseter*
- 12 *Anterior Neck Bands*
- 13 *Nefertiti Lift: Lateral Neck Bands*
- 14 *Axillary Hyperhidrosis*
- 15 *Necklace Lines*
- 16 *Chest Lines*
- 17 *Nasal Tip Lift*
- 18 *Facial Asymmetry*
- 19 *High-Dose Toxin*

### **Section 4: Cases**

*Basic Treatment Areas*  
*Intermediate Treatment Areas*  
*Advanced Treatment Areas*


### **Section 5: Appendices**

*Botulinum Toxin Treatment Tables*  
*Aesthetic Intake Form*  
*Patient Information Handouts*  
*Consent Forms*  
*Procedure Notes*  
*Supply Sources*

### **Bibliography**

### **Index**

*www.abadisteb.pub*








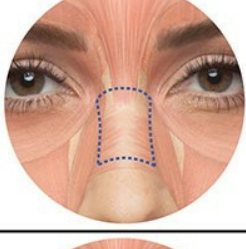

Visit our website for a list of current courses:  
[RSMdAestheticsTraining.com](http://RSMdAestheticsTraining.com)



1. Horizontal forehead lines (Frontalis m.)
2. Frown lines (Glabellar complex muscle)
3. Crow's feet (Orbicularis oculi m.)
4. Bunny lines (Nasalis m.)

5. Nasolabial folds (Levator labii superioris alaeque nasi m.)
6. Radial lip lines (Orbicularis oris m.)
7. Marionette lines (Depressor anguli oris m.)
8. Chin line (Mentalis m.)



REGION	INDICATION	MUSCLES TARGETED	TOTAL <sup>a</sup> BTX DOSE(UNITS)	
Upper Face	Frown lines		Glabellar complex	20
	Horizontal forehead lines		Frontalis	15
	Crow's feet		Lateral orbicularis oculi	15
	Eye brow lift		Superior lateral orbicularis oculi	5
	Lower eyelid wrinkles		Inferior preseptal orbicularis oculi	2.5
Mid Face	Bunny lines		Nasalis	3.75
	Gummy smile		Levator labii superioris alaeque nasi	2.5

BTX = onabotulinumtoxinA (Botox<sup>®</sup>), incobotulinumtoxinA (Xeomin<sup>®</sup>), and prabotulinumtoxinA (Jeuveau<sup>®</sup>)

<sup>a</sup> Dose listed is the total starting BTX dose for a given indication (ie., for treatment areas involving bilateral injection this is the combined dose for both sides).






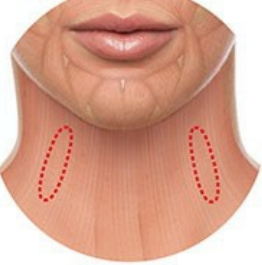
© Rebecca Small MD

**TABLE 3**

**Quick Guide to Botulinum Toxin Dosing for Lower Face and Neck**

---

*[www.abadiste.b.pub](http://www.abadiste.b.pub)*

REGION	INDICATION	MUSCLES TARGETED	TOTAL <sup>a</sup> BTX DOSE(UNITS)	
Lower Face	Lip lines (upper)		Orbicularis oris	5
	Marionette lines		Depressor anguli oris	5
	Chin		Mentalis	7.5
	Angular jaw		Masseter	20
	Anterior neck bands		Anterior platysma	10
	Nefertiti lift		Posterior platysma	15

BTX = onabotulinumtoxinA (Botox<sup>®</sup>), incobotulinumtoxinA (Xeomin<sup>®</sup>), and prabotulinumtoxinA (Jeuveau<sup>®</sup>)